

The Teresa Lozano and Joe R. Long Center for the Performing Arts.

Debra and Kevin Rollins Studio Theatre

Technical Specifications

For questions concerning technical specification and execution please contact:

Production Supervisor - Chris Braudt *Email: Cbraudt@thelongcenter.org*



Contents

Seating and House Capacity	1
Lighting.....	3
Projection	5
Audio	6
Stage Area Power	8
Rollins Studio Theatre Area Floor Plan	8
Rollins Studio Theatre Photos	9

Seating and House Capacity

The Debra and Kevin Rollins Studio Theatre, with its flexible black-box style seating configurations, may be used in a variety of configurations, with Wenger portable seating for a fee. If you are interested in reconfiguring the seating unit in the Rollins Studio Theatre, please inquire with the Long Center’s Production Department for a quote. Upon rental of the Debra and Kevin Rollins Studio Theatre, the seating will be set up in the standard 138 seat configuration. There are doors located in each of the four corners of the room which provide performers and patrons with multiple entrances into the performance space. Additionally, a double door on the wall opposite the control booth allows for scenery and equipment to be easily accessed from the backstage area. Wheelchair and ADA access are available in all seating configurations.

Standard Configuration: 138 seats

Maximum Seating Capacity: 229 seats

For Seating Configuration options and diagrams, please contact the Production Supervisor.

The Rollins Theatre must be restored to the standard 138-seat configuration if changed.

ADA Compliant

The theatre's ground floor level and control booth are ADA accessible. ALD (assistive listening devices) is available upon request.

Room Specifications

Dimensions: 60' x 46'-0"

Floor to Catwalk Height: 20'-0"

Control Room Dimensions: 26'-6" wide x 10'-8" deep

Catwalks

There are five rows of catwalks spanning over the Rollins Theatre; each is 3'-2" wide

Stage Floor

The stage floor, in order of constructions includes a resilient rubber vapor barrier, sleepers, 2 layers of 3/4" plywood, and topped with 1/4" Masonite. *Drawings available upon request*

Loading Access

The loading door is 8'-0" wide by 8'-0" tall.

The door from the loading area into the theatre is 7'-6" wide by 6'-10.5" tall.

The loading door is located on the east side of The Long Center. There is no loading dock on the stage floor level. A lift gate is required to unload heavy boxes and items into the Rollins Studio Theatre.

Dressing Rooms

There are two dressing rooms for the cast and crew. These dressing rooms will accommodate 10 people each. Both are equipped with Clear-Com wall panels and video monitors (displaying FOH video shot). The Clear-Com panels can receive page announcements from the Stage Manager as well as "program" audio from the theatre's house mic.

Greenroom

A greenroom/lounge for performers is available in the backstage area equipped with kitchen sink and mini fridge. (Please no cooking on site)

Laundry Rooms

Laundry facilities are available in the backstage area. There is one household size washing machine and one household size dryer. (1x) Steamer, (1x) Iron/Ironing Board, and (3x) Z-racks

Soft Goods:

Amount	Item	Size	Material & Notes
6	Legs	12'-0" w x 19'-0" h	25oz Velour Sewn Flat w/ Grommets & Ties
2	Legs	10'-0" w x 19'-0" h	25oz Velour Sewn Flat w/ Grommets & Ties
1	Borders	44'-0" w x 6'-0" h	25oz Velour Sewn Flat w/ Grommets & Ties
1	Traveler	2 panels; each 22'-0" w x 20'-0" h	25oz Velour; w/ Traveler Track, & Pulley
1	Black Scrim	38'-0" w x 19'-0" h	Black Sharkstooth Scrim w/ Grommets & Ties
1	White Scrim	38'-0" w x 19'-0" h	White Sharkstooth Scrim w/ Grommets & Ties
1	White Cyc	38'-0" w x 19'-0" h	White Muslin w/ Grommets & Ties

Lighting

The Debra and Kevin Rollins Studio Theatre is equipped with 2400-Watt high rise dimmers dedicated to the house light circuits. There is a house “rep” plot – this plot may be changed but must be restored at the end of the engagement. Plot available upon request. The following equipment is currently in inventory; The Long Center makes no guarantees as to future availability.

Control

1	ETC ION – 4 DMX 512 universes, with a 40 fader expansion wing
184	2400-Watt Standard ETC Sensor Dimmers
4	6000-Watt Standard ETC Sensor Dimmers
21	2400-Watt Non-Dim Circuits
6	Portable 2-Port ETCNet3 DMX Nodes for DMX Output/Input
1	Wireless Remote Focus Unit
1	iPad Mini w/ ETC Remote Focus App

Fixture Inventory

78	Source Four ERS Bodies w/ 750-Watt Lamp
6	ETC 19-Degree Source Four Lens Tubes
24	ETC 26-Degree Source Four Lens Tubes
42	ETC 36-Degree Source Four Lens Tubes
12	ETC 50-Degree Source Four Lens Tubes
12	ETC 15-30 Degree Source Four Zoom ERS w/ 750-Watt Lamp
12	ETC 25-50 Degree Source Four Zoom ERS w/ 750-Watt Lamp

24	ETC Source Four PAR w/ 750-Watt Lamp
10	Altman Spectra Cyc 200
6	SeaChanger Color Mixing Units in 36-degree Source Four w/ 750-Watt Lamp*

* Manufacturer's website about this product: <http://www.seachangeronline.com/profile.html>

Lighting Positions and Circuits

The handrails of the catwalks are the only permanent lighting positions in the theatre. Additional lighting pipes may be dead hung in virtually any position.

All circuits terminate in stage pin connectors. Non-dim circuits are relay-switched, suitable for powering motors and moving lights at 120v.

At the catwalk level there are 152 @ 20A circuits, 4 @ 50A circuits and 16 @ 20A non-dim circuits. Additional circuits are available at or near the stage in the following locations:

Location	# of lighting circuits
North Wall	6 @ 20A, 1 @ 20A non-dim
East Wall	9 @ 20A, 1 @ 20A non-dim
South Wall	6 @ 20A, 1 @ 20A non-dim
West Wall	9 @ 20A, 1 @ 20A non-dim
Backstage Area	2 @ 20A, 1 @ 20A non-dim

Lighting Network and DMX distribution

Ethernet ports for access to the ETCNET lighting network are distributed throughout the theatre. All data distribution is via the lighting network; there are no DMX dry lines in the facility. To protect the integrity of the lighting system, only approved equipment may be connected to the lighting network.

Cue Light System

(1x) Leon Audio 14-channel master control unit located in the control booth

(6x) Leon Audio QLS-B Mk3 cue light station

3pin Connection jacks for cue light stations are available throughout the theatre.

Projection

The following equipment is currently in inventory; The Long Center makes no guarantees as to future availability.

Projector

Amount	Manufacturer	Model	Description
1	Panasonic	PT-RZ870BU	8.5k Lumen DLP Projector. Inputs: VGA In (Dsub-15pin), DM Digital Input, RGB In (BNC), HDMI, Network (RJ-45), RS232 (DB-9pin), HD-SDI (BNC), VGA Ou t (Dsub-15pin) Resolution: 1920x1200

Projection Screen

Amount	Manufacturer	Model	Description
1	DA-LITE	Professional Electrol	Motorized-projections-screen. Permanently mounted to the south wall at catwalk level. Screen is 16'x21'.

Audio

Variable Acoustics

The Debra and Kevin Rollins Studio Theatre is equipped with a variable acoustic system using tracked, “walk-along” style variable acoustic curtains. This enables the room to become more ‘live’ or ‘dead’ depending on the needs of the event. All curtains are 25oz. velour with 100% fullness. The following equipment is currently in inventory; The Long Center makes no guarantees as to future availability.

Loudspeakers/Amplification

All loudspeakers in the Rollins Studio Theatre are manufactured by Eastern Acoustic Works (EAW). The components are portable and may be set up according to the configuration of the performance space. The system uses various models of QSC amplifiers. Some of the speakers (indicated below) are hung in a “rep” plot configuration; these speakers can be moved but must be restored to their “rep” positions after the engagement.

Location	Quantity	Speaker Model	Amplifier Model
Portable (hung in “rep” position) LR	2	EAW KF300isr Full Range Cabinet	QSC CX702
Portable	2	EAW SBX200 Subwoofer	QSC CX902
Portable	4	EAW SM129z Monitor Wedge	QSC CX702
Portable	2	EAW JFx290 Full Range Cabinet	
Portable	4	EAW JFX88 Full Range Cabinet	QSC CX702
Portable (hung in “rep” position) Cntr	1	EV Xi-1082	QSC CX702

House Mixing Console

Amount	Manufacturer	Model	Description
1	Allen & Heath	Dlive-CDM32	128 input channels and 64 mix outputs with a configurable 64-bus architecture, class-leading 0.7ms latency. 32 Onboard Preamps CDM32
1	Allen & Heath	Dlive- C3500 Surface	Control surface-2x 12” touchscreens, 24x assignable fader over 6x layers, 19x assignable softkey, 6x assignable rotaries

Outboard Equipment

Amount	Manufacturer	Model	Description
1	Allen & Heath (Audinate)	Dant 64x64 I/O	64x64 Dante network card. Dante Card lives in the CDM rack in the booth.
2	Allen & Heath	DX168	Portable D-snake 16inputs x 8output stage box

Theatrical Intercom

The Rollins Theatre has a built-in four-channel Clear-Com system with hard wired connections in all production and backstage areas. **There are no in-house Wireless com options in the Rollins Theatre.**

Amount	Manufacturer	Model	Description
4	Clear-Com	RS-601	Wired Belt Pack
2	Clear-Com	CC-260	Headset – Double Muff
4	Clear-Com	CC-95	Headset – Single Muff

Microphones and Direct Input Boxes (prior advancement required)

Amount	Manufacturer	Model	Description
4	Shure	SM57-LC	Dynamic Instrument Microphone
4	Shure	SM58-LC	Dynamic Vocal Microphone
4	AKG	535EB	Condenser Microphone
2	Shure	Beta 87C	Condenser Vocal Microphone
2	BSS	AR-133	Active Direct Box

Ancillary Equipment

Amount	Manufacturer	Model	Description
2	Whirlwind	MS-12-0-NR-050-SS	Microphone Sub Snake
2	Ultimate Support	TS-99B	Speaker Stands
6	Atlas Sound	-	Straight Mic Stand

Additional Audio Items are available for rent.

Inquire with The Long Center’s Production Department for current rental fees

Amount	Manufacturer	Model	Description	Cost
1	Shure	AD4D Wireless Receiver	Dual Channel G57 band Receiver	-
2	Shure	AD1 Beltpack Transmitter	Transmitter with MKE2 Lavalier Mic	P/U- \$75/day \$100/Week
2	Shure	AD2 Handheld Transmitter (58,87)	Handheld sm58 Mic with built-in Transmitter	P/U- \$75/day \$100/Week

Stage Area Power

All connections and disconnections to these panels must be performed by house personnel. Nominal voltage is 120/208v 3 phase, 60Hz. All Cam-Lock for lighting power connections have neutral and ground reversed. The company switches for Audio power do not have neutral and ground reversed; they are Pin and Sleeve connections.

Company Switches

Amperage	Location	Connection Type	Notes
100 Amps	Rollins Backstage Area	Cam-Lok; Panel with Stage Pin and Edison on Wall	8 @ 20A stage pin, 8 @ 20A edison
100 Amps	Southwest Catwalk Level	Cam-Lok	
60 Amps	Rollins Backstage Area	60 Amp Pin and Sleeve*	Isolated Ground, Audio Only

Amount	Manufacturer	Part #	Description
1	Leviton	Connectors are 560P9W	50' 60-Amp Pin and Sleeve Cable
1	Union Connector	56DBT-06122U-IG	60-Amp Pin and Sleeve Breakout Box with 12 circuit breakers with 2 Edison connectors each.

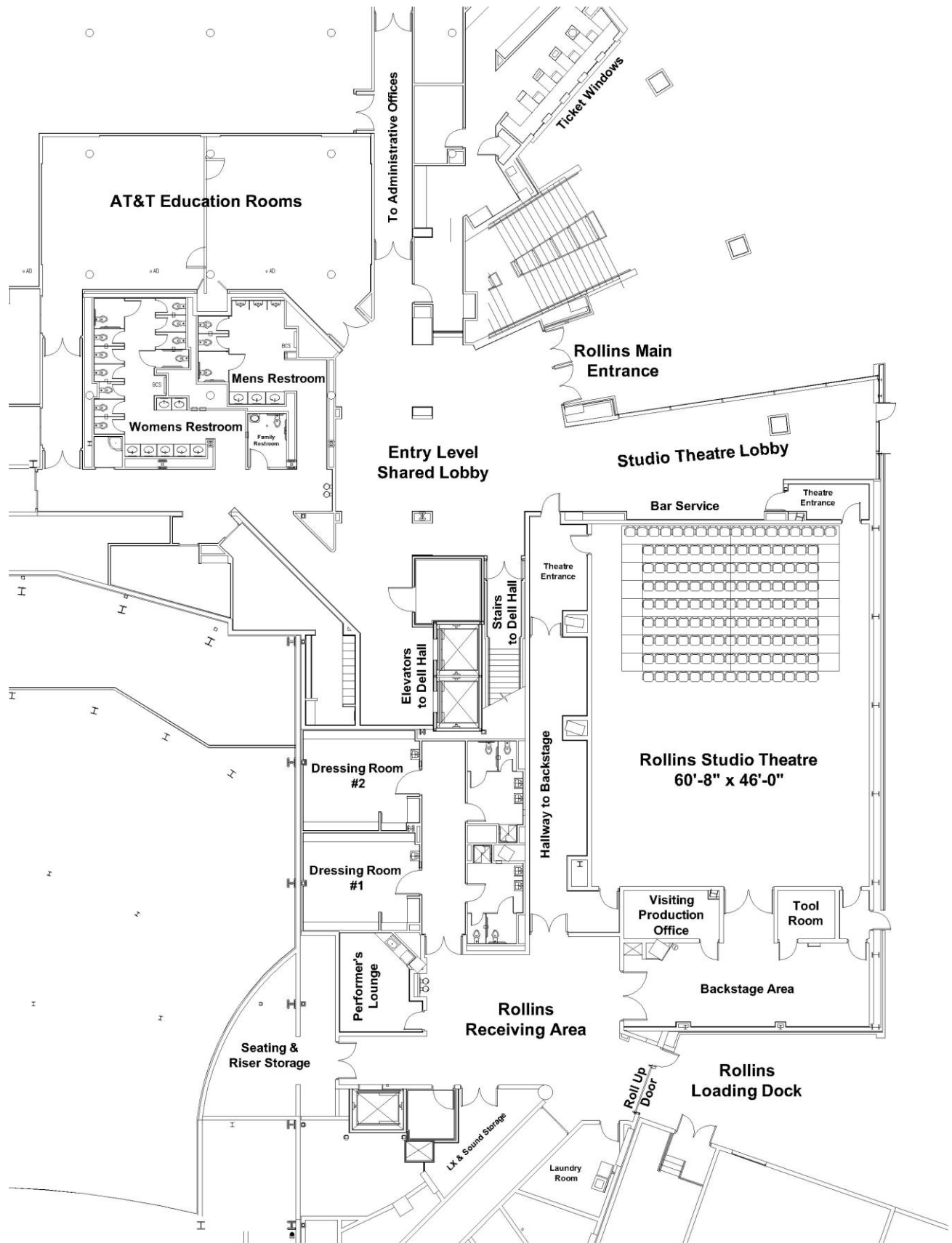
Theatrical Audio Power

In the Rollins Studio Theatre, there are numerous power outlets with orange Edison connectors. These have an isolated ground specifically for audio equipment. They should only be used for such. These outlets are also connected to the audio sequencer, which must be powered on at the audio rack to energize the outlets.


Theatrical Lighting Control Power

In the Rollins Studio Theatre, there are a few power outlets with blue Edison connectors. These are on the same power conditioner UPS as the lightboard and should only be used for lighting control equipment.


Rollins Studio Theatre Area Floor Plan



Drawing Not to Scale
 Rollins Studio Theatre Photos



Rollins House Riser View from Stage



Rollins End stage Medium Seating Configuration View from the Tech Booth

Rollins Studio Theatre Loading Dock

