

Michael and Susan Dell Hall

Technical Specifications



For Questions concerning Technical Specifications, please contact:
Director of Production – Jim Larkin (512) 457.5130 or jlarkin@thelongcenter.org

General Information:

- The Long Center operates under a collective bargaining agreement with I.A.T.S.E. Local 205. The Long Center brokers stage labor for work in Dell Hall.
- The following document contains a current listing of our inventory. The Long Center makes no guarantee as to its future availability.
- There is no house repertory light plot for Dell Hall. There is no repertory goods hang schedule for Dell Hall. Lighting and goods are hung per event.
- Additional lighting and audio equipment are available for rent, though availability is subject to change. These items are listed in the Lighting and Audio sections below. Contact the Long Center Production Department for availability and current rates.
- The Long Center is a safe working environment. All work in Dell Hall is to be executed with "Safety First". The Long Center has a Hard Hat Policy; Hard Hats are required when any work is being done above stage level. Full cooperation with respect to safety policies set by the Long Center is expected in Dell Hall.

Seating and House Capacity:

Orchestra:	530 Seats
Orchestra Pit:	112 Seats
Parterre:	499 Seats
Mezzanine:	620 Seats
<u>Balcony:</u>	<u>681 Seats</u>
Total:	2442 Seats

All levels are wheelchair and ADA accessible.

Assistive listening devices are available upon request.

Stage Dimensions:

Proscenium Opening:	54'-0" wide x 31'-0" high Adjustable (Width & Height of proscenium is flexible down to 38' wide, using the hard portal legs and hard portal border on line sets 1 & 2 as a false proscenium).
Stage Depth:	52'-6" deep
Hard Portal Border:	60'-0" wide x 20'-0" high
Hard Portal Legs:	14'-0" wide x 35'-6" high
House Curtain:	60'-0" wide x 20'-0" high
Orchestra Pit Depth:	17'-0" deep (U.S. Lift @ 10'-3" deep; D.S. Lift @ 7'-10" deep)
Stage Height from Orchestra Floor:	3'-11"
Stage Floor to Gridiron:	84'-4"
Stage Floor to Fly Gallery:	28'-0"
Stage Floor to SR Pin Rail Gallery:	40'-0"

Stage Floor to SL Pin Rail Gallery: 48'-0"
Stage Floor to Lower-Loading Rail: 70'-0"
Stage Floor to Upper-Loading Rail: 78'-0"

Counterweight Fly System:

The Meredith Stage in Dell Hall is equipped with a double-purchase counterweight fly system. The operating rail and loading rails are located stage left. The operating locking rail is equipped with a three-color rope-light cue system. The pin rails, located stage left and right, are equipped with belaying pins for spot-lines. A fire curtain and dedicated house curtain are both motorized and are located immediately upstage of the proscenium. There are no dedicated electrics or lighting battens. A blank hang schedule is located on pages 23 and 24.

Total number of manual line-sets with truss battens: 73 (61 Available)
Batten Length: 72'-0"
Batten Travel: 78'-0"
Batten Height at Deck Level (Bottom Cord): 3'-8"
Standard Arbor Height: 14'-0"
Concert Ceiling Arbor Height: 20'-0"
Standard Arbor Weight Capacity (above "batten" weight): 2000 Lbs.
On Batten Weight Capacity: 1000 Lbs.

Concert Shell:

Meredith Stage in Dell Hall is equipped with a Wenger Diva Series Acoustical Shell Enclosure. Shell enclosure size is adjustable from small to large, based on number of shell ceilings used.

Ceilings: There are five Wenger Diva Series Acoustical Ceilings with white finish. They are hung on dedicated manual counterweight line sets. Each ceiling includes nine ETC Source Four PAR light fixtures that are divided into 6 circuits.

Towers: There are twelve Wenger Diva Series free-standing acoustical towers with a cherry finish. Each tower is self-supported and movable. They are available as back and side walls. When deployed the towers are approximately 12'-0" wide and 30'-0" high. Tower storage is off stage right.

Soft Goods:

The following soft goods are available in-house.

Description	Quantity	Height	Width
House Curtain ("Sage Green" Color)	1	36'-0"	60'-0"
Black Velour Borders	6	12'-0"	70'-0"
Black Velour Legs	12	40'-0"	16'-0"
Black Velour Legs	12	30'-0"	16'-0"
Black Velour Tabs	8	40'-0"	10'-0"
Black Velour Tabs	2	30'-0"	10'-0"
Black Velour Bi-Part Traveler (Two 40'-0" x 36'-0" Panels)	1	40'-0"	70'-0"
Black Velour Bi-Part Traveler (Two 30'-0" x 36'-0" Panels)	1	30'-0"	70'-0"

Blackout Panel	1	40'-0"	70'-0"
Cyclorama	1	38'-0"	70'-0"
Black Scrim	2	38'-0"	70'-0"
White Scrim	1	38'-0"	70'-0"
Rear Projection Screen	1	40'-0"	70'-0"
Small Projection Screen* (DA-LITE Fast fold)	1	15'-0"	26'-6"
Large Projection Screen* ** (Stewart Film Screen - Ultramatte 130)	1	24'-0"	42'-0"

*This information duplicated in Theatrical Video Systems section.

** Large Projection Screen optimal hang location: 2'11" from plaster line.

House Main Curtain:

The House Main Curtain is made of 24-ounce velour and is rigged on a dedicated winch assisted arbor drive line set. The House Main Curtain can be operated from the Operating Fly Gallery and/or Stage Right deck. It is guillotine only, with a center split.

Variable Acoustics:

Dell Hall is equipped with a variable acoustic curtain system. The system uses a series of motorized Venetian style banners and tracked curtains to alter the acoustics of the room. This enables the room to become more 'live' or 'dead' depending on the needs of the event.

Stage Floor:

The stage floor includes a resilient neoprene rubber vapor barrier, sleepers, 2 layers of $\frac{3}{4}$ " plywood, and is topped with $\frac{1}{4}$ " masonite. It has a flexible trap area located in the center of the stage. The trapped portion of the stage begins 6'-8" upstage of the plaster line, is 59'-0" wide, extends 22'-9" upstage, and is on the center line.

A full-stage black Harlequin Cascade Marley Vinyl dance floor with a sub floor is available. Contact the Long Center for more information.

Orchestra Pit Lifts:

The Orchestra pit consists of two platforms, raised and lowered on Gala Spiralift columns. Pit Lifts can be set to total 6 preset levels, or at any height within the following range:

ABOVE Stage Level:	+1'00" above stage
STAGE Level:	0'00" Stage Level
House (Audience) Level:	-4'00" below Stage Level
Orchestra Level:	-8'00" below Stage Level
Storage Level:	-12'00" below Stage Level
Basement Level:	-13'00" below Stage Level
Unit Static Load:	150 pounds per square foot
Static Load Capacity:	87,600 pounds
Unit Lifting Load:	50 pounds per square foot
Lift Load Capacity:	29,200 pounds
Lift Speed:	10 feet per minute

PRESETS

Loading Dock:

The loading dock area has two loading dock doors: (1) 20' wide x 10' high, and (1) 8' wide x 8' high, located on the south end of the Long Center, and will accommodate three semi-tractor trailers simultaneously. Two spaces are equipped with molded dock bumpers and powered recessed dock-levelers that compensate for differences in height between truck bed and loading dock. A dock plate is available for the third space. One dock space is to remain open at all times; this must be discussed.

The delivery/service yard is shared with the Palmer Events Center. The Long Center must coordinate all deliveries and trucks/buses in advance. Local policy: no idling at dock. For long-term parking, tractors must be removed from trailers. Call to discuss.

Genie Lifts:

Dell Hall has two (2) Genie Lifts, model AWP 36S, for use with outriggers. Operation must be OSHA compliant. Genie lift working height is 36'.

Green Room:

The Green Room/Performers Lounge is equipped with audio and video monitors of stage. It accommodates up to 40 people.

Dressing Rooms:

There are eleven (11) total dressing rooms: (7) Chorus dressing rooms, and (4) Star dressing rooms. Two of the large chorus dressing rooms can be divided into (4) total rooms. All are equipped with audio monitors with independent volume controls. Video monitors for a stage view are available at these locations. Each room contains a thermostat for local temperature control. Each room has showers, toilets, sinks, and mirrors (makeup mirrors and full-length mirrors). Contact the Long Center for more information, if needed.

Dressing Rooms	Location - Title	Capacity (per room)
2 - Large, dividable	Basement Level - 1.1 & 1.2	20 (or 10 per side)
1 - Large	Basement Level- 1.3	20
3 - Medium	Orchestra Level- 2.1, 2.2, & 2.3	6
2 - Star	Stage Level- Star 1 & 2	1 artist (typically)
1 - Medium	Stage Mezzanine Level- 3.1	6
2 - Star	Stage Mezzanine Level- Star 3 & 4	1 artist (typically)

Laundry Room:

Laundry facilities are available at the basement level. There are three (3) standard washing machines and three standard dryers available to Artist companies. The laundry room has a household-style sink dedicated for laundry use. The dyeing of costumes is not permitted in any of the washing machines. Three steamers are located in the laundry room.

Wardrobe Room:

The Dell wardrobe room is located on the basement level, across from the Laundry Room. It is 400 sq. ft. with seven (7) 20A 120v circuits. Worktables and chairs are provided. Eighteen (18) rolling wardrobe racks are stored here.

Wig Room:

The wig room is adjacent to the laundry room on the basement level. It is 375 sq. ft. and has four (4) 20A 120v circuits. This room has a double-bay utility sink dedicated for wig maintenance. Lighted makeup mirrors, shelves, worktables, and chairs are provided.

Concert and Theatrical Lighting

The Hall is equipped with a first-class lighting system including high rise dimmers dedicated to the house lights and concert lighting circuits. *Concert lighting fixtures are permanently hung and focused and are not available for general stage lighting use without prior arrangement and additional labor expense.*

There is no set “house light plot”. All lighting equipment is scheduled on an as-needed basis. Expendables such as gel and templates can be provided with sufficient notice, at additional expense.

The following equipment is currently in inventory, however, the Long Center makes no guarantee as to its availability until show/event needs have been reviewed and approved by the Long Center Production Department during advance. Additional information regarding the lighting inventory is available upon request (weights, frame sizes, etc.).

Lighting Control:

- 1 ETC EOS Control System with 4000 outputs and full tracking backup processor
- 1 Wireless EOS Remote Focus Unit (ETC iRFR application on Apple iPad)
- 636 20A ETC Sensor Dimmers
- 18 50A ETC Sensor Dimmers
- 54 20A ETC Sensor High Rise Dimmers
- 42 20A ETC Non-Dim Circuits
- Portable 2 and 4 Port DMX output Gateways

Lighting Network and DMX distribution:

Ethernet ports for access to the lighting network are distributed throughout the theater. All data distribution is via the lighting network- there are no DMX dry lines in the facility. Our dimming system can accept ETCNet2 and sACN protocols directly or DMX via input nodes. The lighting network infrastructure runs at 100 Mbit speed. To protect the integrity of the lighting system, only approved equipment may be connected to the lighting network.

Lighting Fixture Inventory (does not include concert fixtures):

- 12 ETC 5-degree Source Four ERS with 750-watt lamp
- 30 ETC 10-degree Source Four ERS with 750-watt lamp
- 28 ETC 14-degree Source Four ERS with 750-watt lamp
- 36 ETC 19-degree Source Four ERS with 750-watt lamp
- 72 ETC 26-degree Source Four ERS with 750-watt lamp
- 58 ETC 36-degree Source Four ERS with 750-watt lamp
- 24 ETC 50-degree Source Four ERS with 750-watt lamp
- 12 ETC 15-30 degree Source Four Zoom ERS with 750-watt lamp
- 12 ETC 25-50 degree Source Four Zoom ERS with 750-watt lamp
- 69 ETC Source Four PAR with 750-watt lamp
- 18 Strand Fresnelite 8” with 2000-watt lamp
- 15 L&E Runt 4-cell Cyc fixture with 650-watt lamps
- 20 Altman LED Spectra Cyc 200 (200-watt)
- 12 8’ L&E Zip-Strip lights with 75-watt MR-16 lamps (EYC)
- 12 SeaChanger Color Mixing Units for Source Four

Truss, Booms, and Ladders:

- 12 50lb round boom base for 1 ½" threaded pipe
- 12 21' long 1 ½" threaded pipe with safety tie off
- 8 Lighting Ladders (5 Rungs, 3' wide x 15' tall). These are usually hung on the side trusses.
- 2 Side trusses; located SL and SR past the end of the battens. Each length is 40' (running DS to US) of 20" triangle truss (orientation: point down), on 2x 1-ton Motors. Contact the Long Center Production Department regarding use.

Additional accessories (top hats, gobo holders, irises and sidearms) are available with advance notice.

Additional lighting equipment available for rent from the Long Center:

- 16 Vari*Lite VL2600 Wash (moving yoke wash fixture; 850-watt)
- 4 Lycian Model 1293 Follow Spots with 3000-watt Xenon lamp
- 24 Wybron 4" Coloram IT Gel Scrollers (house gel strings available on an "as-is" basis, string info upon request)
- 2 DF-50 oil-based Hazer (Fluid use charged as an expendable)

Front of House Lighting Positions:

All circuits terminate in stage pin connectors. Non-dim circuits are relay switched, suitable for powering motors and moving lights at 120v.

Position	Available circuits (not including concert circuits)	Distance from Plaster Line	Height from Stage Floor	Throw to 0'-0"
Followspot Booth	4 @ 20A, 2 @ 20A non-dim	93'	66'	114'
Far Catwalk	6 @ 20A (SL of C), 6 @ 20A (SR of C), 2 @ 20A non-dim	93'	66'	114'
Mid Catwalk	36 @ 20A, 2 @ 50A, 2 @ 20A non-dim	70'	67'	97'
Near Catwalk	24 @ 20A, 2 @ 20A non-dim	47'	67'-3"	82'
Apron Catwalk	12 @ 20A, 2 @ 20A non-dim	14'-3"	46'	48'
Projection Booth	2 @ 20A, 2 @ 50A, 2 @ 20A non-dim	122'	33'	126'
Balcony Rail	12 @ 20A, 2 @ 50A, 2 @ 20A non-dim	88'	36'	95'
Mezzanine Rail	6 @ 20A, 2 @ 50A, 2 @ 20A non-dim	83'	17'-3"	85'
High Opera Box HR	12 @ 20A, 1 @ 20A non-dim	54'-0" to 27'-8"	42'-9"	63'-3" to 82'-0"
Mid Opera Box HR	8 @ 20A, 1 @ 20A non-dim	54'-0" to 27'-8"	26'-9"	54'-0" to 73'-9"
Low Opera Box HR	4 @ 20A, 1 @ 20A non-dim	54'-0" to 27'-8"	18'	49'-0" to 70'-0"
High Opera Box HL	12 @ 20A, 1 @ 20A non-dim	54'-0" to 27'-8"	42'-9"	63'-3" to 82'-0"
Mid Opera Box HL	8 @ 20A, 1 @ 20A non-dim	54'-0" to 27'-8"	26'-9"	54'-0" to 73'-9"
Low Opera Box HL	4 @ 20A, 1 @ 20A non-dim	54'-0" to 27'-8"	18'	49'-0" to 70'-0"
High Box Boom SL	9 @ 20A, 1 @ 20A non-dim	16'-6" to 11'-3"	36' to 28'-8"	53'-6"
Mid Box Boom SL	9 @ 20A, 1 @ 20A non-dim	16'-6" to 11'-3"	22' to 14'-9"	45'-3"
Low Box Boom SL	None (cable run from stage as needed)	16'-6" to 11'-3"	7'-9" to 0'	40'-3"
High Box Boom SR	9 @ 20A, 1 @ 20A non-dim	16'-6" to 11'-3"	36' to 28'-8"	53'-6"
Mid Box Boom SR	9 @ 20A, 1 @ 20A non-dim	16'-6" to 11'-3"	22' to 14'-9"	45'-3"
Low Box Boom SR	None (cable run from stage as needed)	16'-6" to 11'-3"	7'-9" to 0'	40'-3"

Please note that Balcony rail and Mezzanine rail positions can have a noticeable "bounce" due to audience movement in those areas.

Onstage Lighting Positions:

There are no dedicated electrics or lighting battens. A total of 312 overhead 20A circuits can be distributed via six-circuit Socapex cables to any batten. Staggered-length and same-length breakouts are available. Four 50A circuits are also available at grid level.

All circuits terminate in stage pin connectors. Non-dim circuits are relay switched, suitable for powering motors and moving lights at 120v. Additional circuits are available at or near stage level in the following locations:

Location	# of lighting circuits
Pin Rail Stage Left	36 @ 20A, 1 @ 20A non-dim
Pin Rail Stage Right	36 @ 20A, 1 @ 20A non-dim
Downstage Left Proscenium Wall	8 @ 20A, 1 @ 20A non-dim
Downstage Right Proscenium Wall	8 @ 20A, 1 @ 20A non-dim
Upstage Left Wall	12 @ 20A, 2 @ 50A, 1 @ 20A non-dim
Upstage Right Wall	12 @ 20A, 2 @ 50A, 1 @ 20A non-dim
Upstage Center Wall	12 @ 20A, 2 @ 50A, 1 @ 20A non-dim
Orchestra Pit	6 @ 20A, 1 @ 20A non-dim
Trap Room	8 @ 20A, 2 @ 20A non-dim

Cue Light System:

- 1 Leon Audio 14-channel master control unit mounted in SM Panel (on stage)
- 1 Leon Audio 14-channel portable master control unit
- 14 Leon Audio QLS-B Mk3 cue light station

There are a maximum of 14 cue lights with this system. Connection jacks for cue light stations are available throughout Dell Hall. The fly rail is equipped with three (3) colors of 120v rope light that are used for fly cue lights; these can plug into touring cue light systems via stage-pin connectors.

Theatrical Audio Systems

The Dell Hall sound system uses QSC amplifiers and EAW speakers. The system evenly distributes sound pressure levels of 95 decibels average C-weight. Due to our efforts to satisfy our patrons' expectations and system limitations, events requiring SPL above 95db are not allowed through the House System. Many concerts presented in Dell Hall do not require sound reinforcement due to the reflective surfaces within the space, which is optimized for natural sound. For performances requiring reinforcement, special attention is necessary to control stage monitor volume and House PA volume levels. Acoustic curtains are available throughout the concert hall to help dampen sound reflection.

The following equipment is currently in inventory; the Long Center makes no guarantees as to future availability.

Loud Speakers:

The permanent loudspeakers in Dell Hall are manufactured by Eastern Acoustic Works (EAW). The main components are hidden in the proscenium in a left-center-right configuration. The other components are distributed throughout the hall. The system utilizes QSC amplifiers and will comfortably reinforce decibel levels up to an average of 95db C-weighted.

Location	Quantity	Speaker Model	Amplifier Model
Center Cluster Array-Top Tier	4	EAW KF737P Custom	QSC CX902/1102
Center Cluster Array-Bottom Tier	3	EAW KF730P	QSC CX902/1102
Side Towers - Top Tier	2	EAW MQM1343e Custom	QSC CX302/702
Side Towers - Middle Tier	2	EAW MQM1364e	QSC CX302/702
Side Towers - Middle Tier	2	EAW LF1410 Custom	QSC CX902
Side Towers - Bottom Tier	2	EAW MQM1394e	QSC CX302/702
Side Towers - Sub Woofers	4	EAW LF1815 Custom	QSC CX1102 & Lab.Gruppen 68:4
Orchestra Box Fills	6	EAW UB12Se	QSC CX254
Front Fill	8	EAW UB52-JHA Custom	QSC CX404
Under Mezzanine	8	EAW UB52	QSC CX404
Under Balcony	6	EAW UB52	QSC CX404
Over Balcony	4	EAW MK2394e	QSC CX502
Control Room	2	EAW UB12Se	QSC CX404
Control Room	1	Bag End S10e-1	QSC CX404
Studio Monitors	4	Mackie HR624	Self-Powered
Effects/Monitor	4	EAW JFX88	QSC CX702
Effects/Monitor	4	EAW SM200iH	QSC CX702
Effects/Monitor	4	EAW SM260iV	QSC CX702
Spot Monitor	2	Mackie SRM-150	Self-Powered

In addition to the permanently mounted House PA, there is a system of chain motors & I-Beams available to temporarily rig rental/touring line array systems left & right of the proscenium. Call to discuss as necessary.

Available Amplifiers:

Amount	Manufacturer	Model	Description
4	QSC	CX702	2-Channel Power Amplifier. These amps can be used for EAW portable speakers: JFX88, SM200iH, and SM260iV. 425W @ 8Ω. 700W @ 4Ω.

FOH Mixing Console:

Amount	Manufacturer	Model	Description
1	Allen & Heath	dLive s7000 Surface	Layout features include 216 assignable fader strips, 36 faders over 6 layers, dual 12" touch screens, and 26 assignable soft keys. With an additional 8 input/output sockets on the rear of the surface.
1	Allen & Heath	dLive DM64 Mix Rack	128 input channels/64 mix outputs, 16 Rack FX, and 16 DCAs with full processing. Physical sockets include 64 mic/line inputs, and 32 line outputs. XCVI 160x64 FPGA Core, 96kHz sample rate.

FOH Mixing Console Expandable I/O:

Amount	Manufacturer	Model	Description
2	Allen & Heath	DX168	Expandable D-snake 16 mic/line inputs, 8 line outputs, 96kHz sample rate.
1	Audinate	Dante 64x64 Slot Card	64 channels of bidirectional digital audio at 96 kHz sample rate.

Monitor Mixing Console:

Amount	Manufacturer	Model	Description
1	Yamaha	PM5D-RH	48-mono inputs, 4-stereo inputs, 4-stereo effect inputs, 24-mix outputs, 8-matrix outputs

Playback and Recording:

Amount	Manufacturer	Model	Description
1	Figure 53	Qlab-3	Pro License for computer/video
1	Denon	DN-T625	CD Player and Cassette Deck
1	Tascam	MD-CD1	Minidisc and CD Player
1	Tascam	MD-350	Minidisc Recorder

Outboard Processing Equipment:

Amount	Manufacturer	Model	Description
1	Ashley	Protea 4.24G	Graphic equalizer - 4 channel

Assisted Listening System:

A Sennheiser Infrared assisted listening system is available from Guest Services. Call for more information.

Theatrical Intercom System:

Dell Hall has a built-in four-channel Clear-Com system. There are connections in all production areas and backstage areas.

Amount	Manufacturer	Model	Description
2	Clear-Com	V-BOX	Portable Wall Station Box
8	Clear-Com	RS-601	Belt pack
2	Clear-Com	RS-602	Belt pack, 2 Channel
8	Radio Active Designs	UV-1G	2 Channel Wireless Intercom
2	Beyerdynamic	DT-109.28 400B	Headset- Double Muff
2	Beyerdynamic	DT-108.28 400B	Headset- Single Muff
2	Clear-Com	CC-260	Headset- Double Muff
6	Clear-Com	CC-95	Headset- Single Muff
2	Clear-Com	HS-6	Handset
1	Clear-Com	TW-40	Walkie-Talkie Interface
2	Clear-Com	RS-701	Beltpack
2	Clear-Com	cc-300-X4	Headset Single Ear

Paging System:

A networked paging system serves to page the lobby, backstage, and stage areas. Paging may be performed from the portable SM Rack and from the Guest Services office.

Console Positions:

Positions for the FOH mixing console include the audio control booth (center back of orchestra parterre), a “front porch” position (house right in back of center orchestra parterre/in front of lighting control booth), and a “center mix” position (house right in center orchestra). The “front porch” and “center mix” positions require house seat pulls to activate.

House Mic Lines & Tie Lines:

A 56 input snake runs from the stage to either the sound booth, front porch position, or center mix position. There are 20 wall-mounted mic lines stage left and stage right, plus an additional 4 mic lines, and various tie lines on stage. 12 mic lines are positioned upstage center in the pit. There are a few mic lines and tie lines in all levels and positions in the catwalks. There are 24 tie lines between the booth and the stage, 8 tie lines to the Rollins Studio Theatre, and 8 tie lines to the loading dock. We can utilize (2x) Allen & Heath DX168 anywhere we are not limited by Cat5 length limitations.

Microphones and Direct Input Boxes:

Amount	Manufacturer	Model	Description
6	Shure	SM57-LC	Dynamic Instrument Microphone
6	Shure	SM58-LC	Dynamic Handheld Vocal Microphone
2	Shure	SM81-LC	Instrument Condenser Microphone
2	Shure	Beta 87C	Vocal Condenser Microphone
4	Sennheiser	MD421 II	Dynamic Microphone
6	AKG	C 535 EB	Handheld Condenser Microphone
8	BSS	AR-133	Active DI
2	AKG	C 451 B	Condenser Instrument Microphone
2	Audio-Technica	ES935ML (ES935S/C)	Condenser Gooseneck Microphone

2	Shure	Beta 52A	Kick Drum Microphone
4	Crown	PCC-160	Boundary Microphone
6	Shure	Beta 98D/S	Condenser Percussion Microphone
4	Audio-Technica	AT3035	Condenser Microphone
2	Audio-Technica	U857 QL 16"	Gooseneck Microphone
6	Shure	Axient AD-2 Handheld*	Handheld Mic (58,87) W/L Transmitter
8	Shure	Axient AD-1 Beltpack*	Beltpack W/L Transmitter
2	Shure	Axient AD4Q Receiver	4Ch. W/L Receiver

*Battery Expendables charge.

Ancillary Equipment:

Amount	Manufacturer	Model	Description
1	Whirlwind	PRESS POWER 2	Press Box With Case
3	Whirlwind	MS-12-0-NR-050-SS	Microphone Sub Snake
1	Roadmaster 50'		8 channel subsnake
1	Roadmaster 100'		8x4 channel subsnake
1	Whirlwind		8x8 (tails to tails) subsnake
1	Whirlwind	Concert 58-NR	58 Input Rackmount Splitter
1	Ashley	Protea 4.24G	Graphic EQ-4 channel

Additional audio equipment available for rent from the Long Center:

Amount	Manufacturer	Model	Description
2*	DPA	SMK4061	Stereo Condenser Microphone Kit
2	DPA	Dfine 4088	Dual Ear Headset Microphone
5	DPA	4088	Dual Ear Headset Microphone
7	Countryman	E6 (medium weight)	Single Ear Headset Microphone
1	TC Electronics	M3000	Effects processor
1	Eventide	Eclipse	Effects processor
1	Millennia	HV-3C	Dual Channel Microphone Pre-Amp
1	DBX	162SL	Dual Channel Compressor/Limiter
4	EV	ETX 15S	15" 2000w Powered Speaker
4	EV	ETX 18SP	18" 2000w Powered Subwoofer
1	Allen & Heath	SQ5	48 input channels/12 mix outputs with full processing. Layout features include 96 assignable fader strips. 7" touch screen along with 8 assignable soft keys. Equipped with Dante 64x64 slot card.

*Matched Pair

Theatrical Video Systems

The Long Center projector is available for a fee. See Fee Schedule in the general conditions of your rental contract. The following equipment is currently in inventory; the Long Center makes no guarantees as to future availability.

Projector*:

Amount	Manufacturer	Model	Description
1	Christie Digital	CP2000SB	2k Resolution (2048x1080), 22000 ANSI Lumen, DLP Cinema Projector.

Accessories:

Amount	Manufacturer	Model	Description
1	Christie lens	38-809069-1 (3.0 – 4.3:1)	lens
1	Christie	CineIPM 2k	Video Scaler which allows composite, S-Video, Component SD, Component HD, DVI, VGA, RGBHV, 2x DVI, SDI, and HD-SDI input.
1	Pioneer	DVD-V8000	DVD Player w/ DVI Upscaling**
1	Analog Way	PLS-200	Video scaler which allows composite, S-Video, Component, VGA, and DVI input with cross fading
1	Analog Way	PLS-300	Remote for Pulse LE

Projection Screens:

Amount	Manufacturer	Model	Description
1	DA-LITE***	Fast Fold	Front Projection Video Screen 26'-6" x 15'-0" Viewable Area Aspect: 1.6777
1	Stewart Film Screen***	Ultramatte 130 Screen CinePerf perforations	Front Projection Video Screen 42'-0" x 24'-0" Viewable Area Aspect: 1.75 Movie theatre style screen

*The distance from projector location to plaster line is 127'-7". The Christie Projector is permanently installed and cannot be moved.

**This DVD player cannot upscale a copyrighted DVD.

***This information duplicated in Soft Goods section. Large Projection Screen optimal location: 2'11" from plaster line.

Video Hardwire Information:

Dell Hall is wired with BNC video connectors. BNC panels for composite/digital video are located in all technical areas. These connections route to a patch bay equipped with BlackMagic 40x40 SmartHub switcher as well as an AutoPatch system located in the projection booth. Video for cameras and monitors can be routed from this location. There are also Cat-5 panels for video as well as a patch bay in the projection booth for video-over-Cat-5 solutions.

Ancillary Equipment:

Amount	Manufacturer	Model	Description
1	Magnum Clock	DT4040	Large LED Digital Clock
4	Panasonic	PL5072N	50" 720p Plasma Video Monitor with stands, converters, etc.
Various	Various	Various	A fair amount of various portable video format converters – <i>please contact the Long Center Production Department for further information about what is available.</i>

Stage Area Power

All connections and disconnections to these panels must be performed by house personnel. Nominal voltage is 120/208v 3 phase, 60Hz. Stage area 400A company switches are fed from the same transformer as house dimmer racks and have a higher voltage: 127v H-N, 219v H-H. All Cam-Lok connections have neutral and ground reversed.

Company Switches:

Amperage	Location	Connection Type	Notes
400 Amps	DSR on Proscenium	Cam-Lok / Tie-In	Double Neutral, 127v H-N
400 Amps	DSR on Proscenium	Cam-Lok / Tie-In	Double Neutral, 127v H-N
100 Amps	DSR on Proscenium	Cam-Lok, Panel with Stage Pin and Edison on Wall	8 @ 20A stage pin, 8 @ 20A edison
60 Amps	DSR on Proscenium	60 Amp Pin and Sleeve*	Isolated Ground, Audio Only
60 Amps	DSL on Proscenium	60 Amp Pin and Sleeve*	Isolated Ground, Audio Only
100 Amps	DSL on Proscenium	Cam-Lok, Panel with Stage Pin and Edison on Wall	8 @ 20A stage pin, 8 @ 20A edison
200 Amps	DSL Wing Wall	Cam-Lok	Isolated Ground, Audio Only
100 Amps	MSL Wing Wall	Cam-Lok, Panel with Stage Pin and Edison on Wall	8 @ 20A stage pin, 8 @ 20A edison
100 Amps	USL Upstage Area Wall	Cam-Lok, Panel with Stage Pin and Edison on Wall	8 @ 20A stage pin, 8 @ 20A edison
100 Amps	USR Upstage Area Wall	Cam-Lok, Panel with Stage Pin and Edison on Wall	8 @ 20A stage pin, 8 @ 20A edison
100 Amps	USR Upstage Wall	Cam-Lok, Panel with Stage Pin and Edison on Wall	8 @ 20A stage pin, 8 @ 20A edison
400 Amps	DSR on Mid Rail	Cam-Lok / Tie-In	Double Neutral, 127v H-N
400 Amps	DSR on Mid Rail	Cam-Lok / Tie-In	Double Neutral, 127v H-N
100 Amps	USR on Mid Rail	Cam-Lok	
100 Amps	USR on Gridiron	Cam-Lok	
100 Amps	USL on Gridiron	Cam-Lok	
100 Amps	DSR on Forestage Gridiron	Cam-Lok	
400 Amps	Loading Dock Receiving Area	Cam-Lok / Tie-In	Double Neutral
100 Amps	Trap Room Under Stage	Cam-Lok	

*Dell Hall is also equipped with Pin and Sleeve cables and breakout boxes:

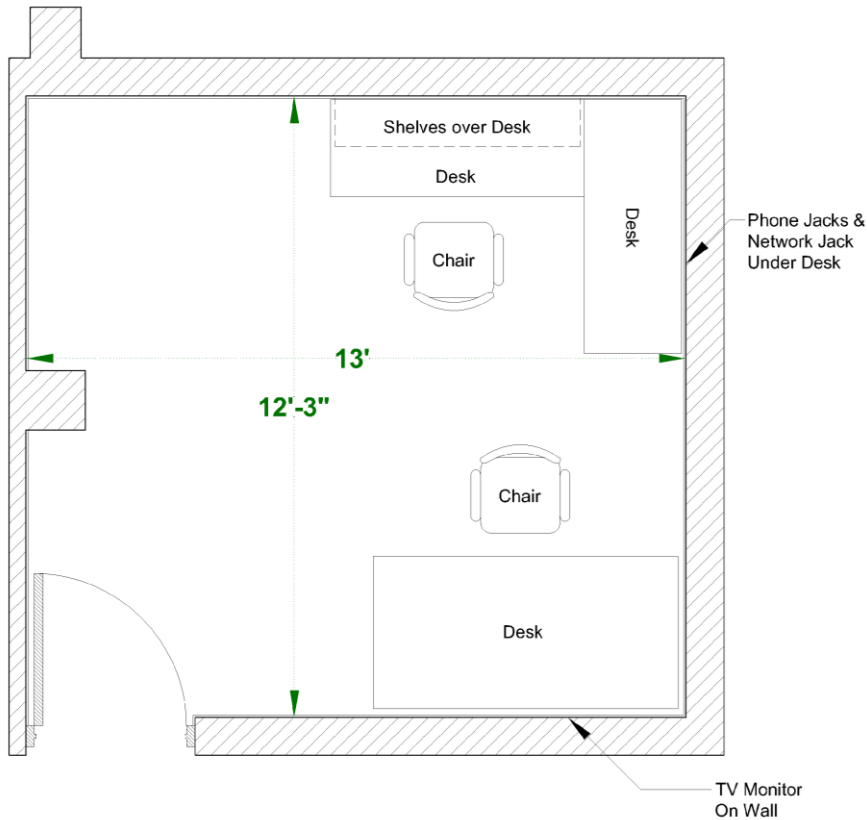
Amount	Manufacturer	Part #	Description
2	Leviton	Connectors are 560P9W	50' 60-Amp Pin and Sleeve Cable
2	Union Connector	56DBT-06122U-IG	60-Amp Pin and Sleeve Breakout Box with 12 circuit breakers with 2 Edison connectors each.

On Stage Audio Power:

Throughout Dell Hall there are duplex and fourplex outlets that are orange. The orange outlets are isolated ground outlets specifically for audio and are not used for any other purpose.

Visiting Production Office

This visiting production office is located in the Production Hallway on the entry level, under the Dell stage, next to the trap room.


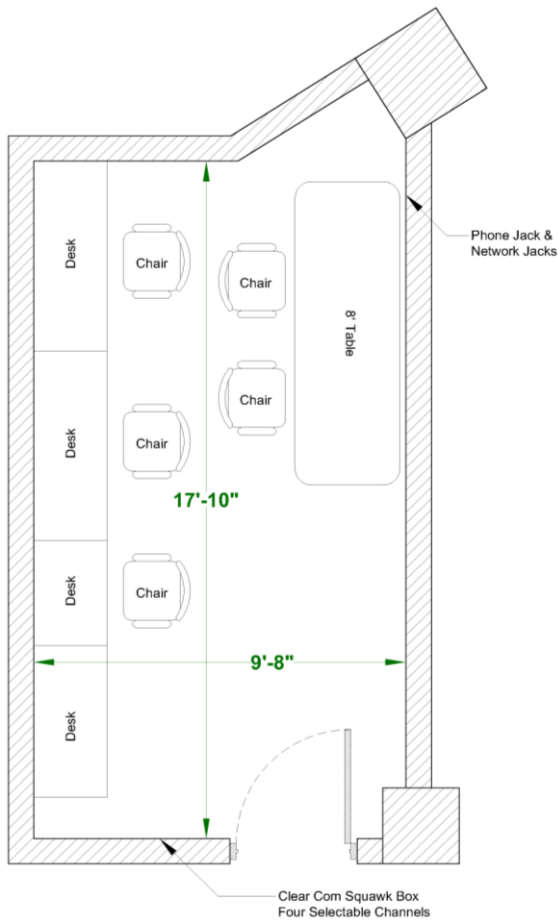


Office Information

- Phones
512-457-5100 ext. 138
512-457-5100 ext. 139
The phones are IP-Phones and are provided.
- One jack for wired Internet access available
- Three desks, shelves on the wall, and two chairs.
- TV Monitor with stage view
- Copy machine & fax machine.
(512) 457-5140

On Stage Crew Office

This office is located just off the stage right wing in Dell Hall.



Office Information

- Phones
512-457-5100 ext. 210
The phone is an IP-Phone and is provided.
- Two jacks for wired Internet access available
- Three desks, shelves on the wall, and two chairs.
- Four desks, one 8' table, and five chairs.
- Clear-Com Squawk Box on wall.

Long Center Photos



The Long Center's Grand Staircase to main entrance of Dell Hall on the right
Rollins Lobby Doors are to the left of the stairs at ground level



Aerial photo of the Long Center & Palmer Events Center Parking Garage

2019-2020 Long Center Hang Schedule

2019-2020 Long Center Hang Schedule

Line set	From Plaster	Piece	Show	Dist from C/L		Trim	Weight/Bricks	Notes	MOVES
				SL	SR				
FC	0'-5"	Fire Curtain	House				MAX	WINCH	
HC	1'-4"	House Curtain	House				MAX	MOTORIZED	
1	2'-00"	Hard Border	House				MAX	60'X20"	
2	2'-5"	Hard Legs	House				MAX	36'H X 10'W EACH	
3	3'-6"								
4	4'-00"								
5	4'-8"								
6	5'-4"								
7-S1	6'-3"	#1 Shell Ceiling	House				MAX		
8	6'-8"	Rubs Ceiling							
9	7'-4"								
10	8'-00"								
11	8'-8"								
12	9'-4"								
13	10'-00"								
14	10'-8"								
15	11'-4"								
16	12'-00"								
17	12'-8"								
18	13'-4"								
19	14'-00"								
20	14'-6"								
21-S2	15'-5"	#2 Shell Ceiling	House				MAX		
22	16'-00"	Rubs Ceiling							
23	16'-8"								
24	17'-4"								
25	18'-00"								
26	18'-8"								
27	19'-4"								
28	20'-00"								
29	20'-8"								
30	21'-4"								
31	22'-00"								
32	22'-7 1/2"								
33	23'-3 1/2"								
34	23'-11 1/2"								
35-S3	24'-9"	#3 Shell Ceiling	House				MAX		
36	25'-4"	Rubs Ceiling							
1 pair of tabs = 8 bricks		tab = 4 bricks 10'x40' each		Green indicates linesets that clear between shell ceilings when deployed					
1 pair of legs = 10 bricks		leg = 5 bricks 16'x40' each		RED indicates dedicated house linesets					
Border = 8 bricks w/out pipe		Border = 13 bricks w/ pipe 70'x10'		Full Bricks (LARGE) = 31.5 lbs					
CYC/Bounce = 14 bricks		Black Panel = 28 70'x38'		Half Bricks (SMALL) = 21 Lbs					
RP Screen = 20 bricks		Single Large Traveler Panel = 12 bricks 36'x40'							
Black Scrim = 8 bricks		Two Large Traveler Panels = 24 bricks 72'x40' (Traveler Panels w/track = 39 bricks)							
White Scrim = 8 bricks		NEW Single Traveler Panel = 11 bricks 36'x30'							
NEW 1 pair tabs = 6 brs		NEW Two Traveler Panels = 22 bricks 36'x30'							
NEW 1 pair legs = 8 brs		Small Movie Screen = 18bricks 28'X16'							

2019-2020
Long Center Hang Schedule

Line set	From Plaster	Piece	Show	Dist from C/L		Trim	Weight/Bricks	Notes	MOVES	
				SL	SR					
37	26'-00"									
38	26'-8"									
39	27'-4"									
40	27'-11 1/2"									
41	28'-7 1/2"									
42	29'-3 1/2"									
43	29'-11 1/2"									
44	30'-7 1/2"									
45	31'-4"									
46	31'-11 1/2"									
47	32'-7 1/2"									
48	33'-4"									
49-S4	34'-2"	#4 Shell Ceiling	House				MAX			
50	35'-1"	Rubs Ceiling								
51	35'-11"									
52	36'-7 1/2"									
53	37'-3 1/2"									
54	37'-11 1/2"									
55	38'-7 1/2"									
56	39'-4"									
57	40'-00"									
58	40'-8"									
59	41'-3 1/2"									
60	42'-00"									
61	42'-8"									
62-S5	43'-4"	#5 Shell Ceiling	House				MAX			
63	44'-00"	Rubs Ceiling								
64	44'-7 1/2"									
65	45'-4"									
66	46'-00"									
67	46'-8"									
68	47'-4"									
69	47'-11 1/2"									
70	48'-7 1/2"									
71	49'-4"									
72	50'-00"									
		Big Movie Screen	42'w x 28'h	Movie Screen Dead Hung /Storage Location						
73	51'-00"	Traveler Panels	House							
1 pair of tabs = 8bricks		tab = 4bricks 10'x40' each		Green indicates linesets that clear between shell ceilings when deployed						
1 pair of legs = 10bricks		leg = 5bricks 16'x40' each		RED indicates dedicated house linesets						
Border = 8bricks w/out pipe		Border = 13bricks w/ pipe 70'x10'		Full Bricks (LARGE) = 31.5 lbs						
CYC/Bounce = 14bricks		Black Panel = 28 70'x38'		Half Bricks (SMALL) = 21 Lbs						
RP Screen = 20bricks		Single Large Traveler Panel = 12 bricks 36'x40'								
Black Scrim = 8bricks		Two Large Traveler Panels = 24 bricks 72'x40' (Traveler Panels w/track = 39 bricks)								
White Scrim = 8bricks		NEW Single Traveler Panel = 11 bricks 36'x30'								
NEW 1 pair tabs = 6 brs		NEW Two Traveler Panels = 22 bricks 36'x30'								
NEW 1 pair legs = 8 brs		Small Movie Screen = 18bricks 28'X16'								